

Cable cars and lifts

Cable cars and lifts	Length	Points	Stella Ronda
A) Kanzelbahn	2,700 m	20	
B) Gipfelbahn	2,000 m	20	★
C) Klosterlebahn I	2,000 m	10	★
D) Klosterlebahn II	2,100 m	20	★
E) Moserbahn	350 m	10	
F) Pöllingerbahn	650 m	5	
G) Wörthersee 6-seat Family Jet	900 m	20	★
H) Neugarten 8-seat Carving Jet	1,400 m	20	★
I) Pacheiner lift	900 m	10	★
J) Birkenhof lift	1,300 m	15	★
K) Finsterbach lift	300 m	5	★
L) Lodron lift	200 m	5	
M) Sonnen lift	160 m	5	
N) Training lift Klosterle A	100 m	5	
O) Training lift Klosterle B	200 m	5	
P) Moving Carpet Klosterle C	40 m	5	
Q) Kanzelbahn Gallery X-Press	100 m	5	
Ski school training area	Facilities	Operation	
Schneebarerland Kanzelhöhe	3 moving carpets, 1 ski carousel	only for guests of the ski school	
Schneebarerland Feuerberg/Lodron	1 moving carpet, 1 ski carousel	only for guests of the ski school	
Schneebarerland Klosterle	1 moving carpet	open to all	

Ski slopes

closed after operating hours from 16:30 to 8:30

No.	Name	Length	Level	Stella Ronda
1	Gipfelabfahrt	3,300 m	●	★
1a	Panorama slope	3,100 m	●	★
2	Sonnenarena slope	1,600 m	●	★
2a	Moser slope	600 m	●	
2b	Race slope "4-All" + time keeping	600 m	●	
3	Pacheiner slope	1,600 m	●	★
4	Pacheiner family slope	1,800 m	●	★
5	Neugarten slope	2,100 m	●	★
6	Klosterle West slope	3,500 m	●	★
6a	Steep section bypass Klosterle West	600 m	●	
7	Neugarten hobby race track	1,500 m	●	★
8	Klosterle slope II	3,000 m	●	★
9	Klosterle slope I	3,000 m	●	★
10a	Wörthersee family slope	1,700 m	●	★
10b	Feuerberg slope	1,500 m	●	★
11	Birkenhof slope	1,500 m	●	★
12	Finsterbach natural snow slope	1,000 m	●	
13a, b	Finsterbach free-ride slopes	2,000 m	●	
14	Lodron Beginners' Area	300 m	●	
15	Sonnen lift training slopes	1,000 m	●	
16a, b	Klosterle training slopes	500 m	●	
19	Wörthersee slope	1,500 m	●	★
20	Gegentaler slope	1,700 m	●	
21	Kanonrohr slope	1,800 m	●	★
24	Neugarten Speed slope	1,800 m	●	
25	Ossiacher See slope	1,000 m	●	★

Ski routes

13	Finsterbach ski route	1,000 m	◆	
18	Bodensdorf valley descent	9,000 m	◆	
22	Rock'n'Roll	1,400 m	◆	
28	Stiftenberg ski route	3,500 m	◆	

Ski paths

17	Ski path Pöllingerbahn – Pacheiner lift	500 m	◆	
23	Ski paths Kanzelhöhe	1,500 m	◆	
	Connecting path Wörthersee 6-seat Family Jet – Pöllinger-siedlung – Middle station	2,400 m	◆	
27				

Cross-country/winter hiking trails

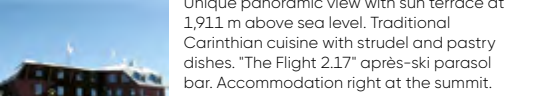
W	Panorama winter hiking trail	12,000 m	●	
L2	Klosterle-Mittelpunkt trail	4,000 m	●	

Gerlitzen Alpine Ski Centre



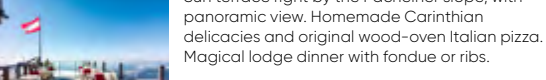
Restaurants, lodges and après-ski

1 Gipfelhaus Gerlitzen



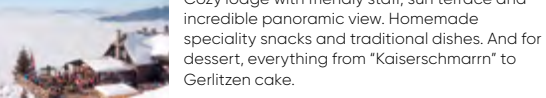
+43 (0) 664 4515909 | www.gerlitzen.at

2 Alpengasthof Pacheiner



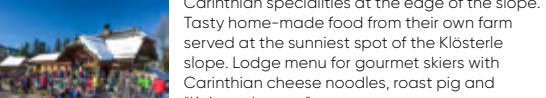
+43 (0) 4248 28 88 | www.pacheiner.at

3 Pöllinger Hütte



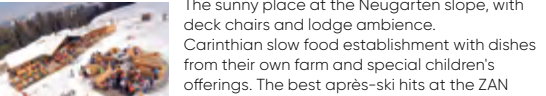
+43 (0) 4248 28 89 | @poellingerhuetten.gerlitzen

4 Huaba Hitt'n



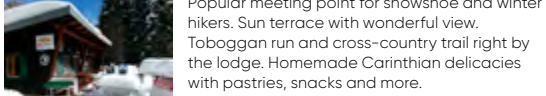
+43 (0) 664 440 58 53

5 Neugarten-Almsee Hütte



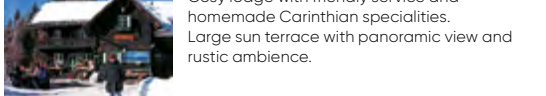
+43 (0) 664 230 93 93 | www.neugarten-almsee-huetten.at

6 Zur Kammerhütte



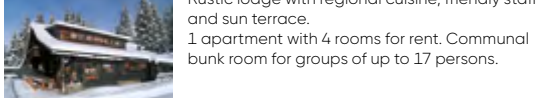
+43 (0) 664 306 08 29 | www.zur-kammerhuetten.at

7 Steinwenderhütte



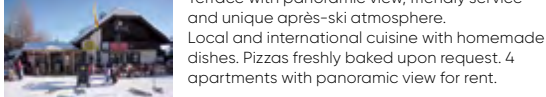
+43 (0) 660 129 14 90 | www.steinwenderhuetten.at

8 Turnerhütte



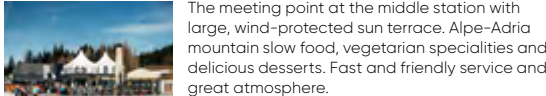
+43 (0) 650 663 01 17

9 Prinzhütte



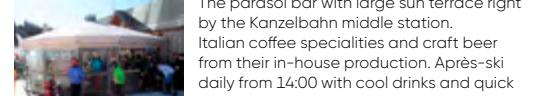
+43 (0) 664 516 21 18 | www.prinz-gerlitzen.at

10 Sunn Alm Gerlitzen



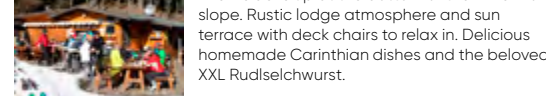
+43 (0) 664 531 84 14 | @SunnAlmGerlitzen

11 Cielo Mountain Lounge Bar



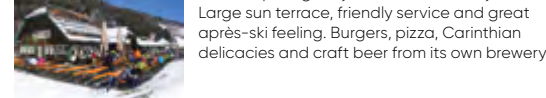
+43 (0) 664 531 84 14 | @CieloMountainLoungeBar

12 Seppi-Hütte



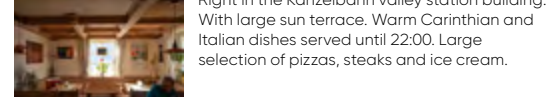
+43 (0) 664 455 49 42 | @Seppi-HuetteGerlitzen3

13 Edelweiss Hütte



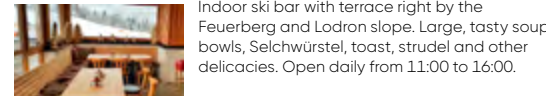
+43 (0) 660 350 68 01 | @EdelweissHuetteKlosterle

14 Kanzelstüb'n



+43 (0) 4248 28 80 | www.kanzelstueb-n.at

15 Skibar Feuerberg



+43 (0) 4248 28 80 | www.feuerberg.at

Bird's eye view slope map



Hotels and accommodations

Mountain Resort Feuerberg****

Wellness Hotel & Chalet suites in a premium location. Straight from the slopes to the baths and wellness resort on the mountain. With Alpine lake, 12 pools, 11 sauna worlds, numerous calmness oases and children's adventure world with childcare.

+43 (0) 4248 28 80 | www.feuerberg.at

Alpinhotel Pacheiner****

At the Gerlitzen summit, at 1,900 m above sea level, with direct access to the slopes. Summit wellness with sauna, steam bath, infinity outdoor pool and fitness room. Incredible panorama with view all the way to the Großglockner.

+43 (0) 4248 28 88 | www.pacheiner.at

Alpe Maritima Ossiacher See

For intimate moments with family, friends or as a couple. Only 150 m from the Kanzelbahn valley station, the 28 apartments of the Alpe Maritima Ossiacher See promise all guests a suitable retreat. Furthermore, ALPS Residence offers free cancellation options.

+43 660 7266396 | www.alps-residence.com

Mathias!****

Holiday apartments and houses just 5 minutes from the lift, with free ski bus. Panorama holiday apartment for 2-5 people and wellness holiday houses for 2 to 8 people. Including sauna, steam bath, whirlpool and infrared cabin.

+43 (0) 664 111 97 27 | www.mathias.at

THE BEST SLOPES IN THE HEART OF CARINTHIA

Winter 2021/22

SKI- & SNOWBOARD SCHOOL GERLITZEN - VILLACH

Kanzelbahn valley station - Kanzelhöhe middle station - Klosterle valley station - Feuerberg

Gerlitzen-Kanzelbahn-Touristik GesmbH & Co. KG

Emergency number: +43 42 48 27 22 33